



District Report Card: 2017


State: Chhattisgarh	District: Balodabazar
Class: 3	Subject: Language
Schools: 61	Students: 1218


Participation/Coverage


Students

GENDER 	Boys		Girls	
	Number	%	Number	%
	562	46.14	656	53.86

AREA 	Rural		Urban	
	Number	%	Number	%
	1210	99.34	8	0.66

CATEGORY 	SC		ST		OBC		GEN	
	Number	%	Number	%	Number	%	Number	%
	291	23.89	192	15.76	731	60.02	4	0.33

CWSN 	LD	VI	HI	S&LD	ID	Oth
	3	0	0	2	0	0

Management 	Government		Government-aided	
	Number	%	Number	%
	1218	100.00	0	0.00

Average Performance of Students in Language (%)

Overall	Gender		Area		Management		Social Group			
	Male	Female	Rural	Urban	Govt.	Aided	SC	ST	OBC	GEN
62.85	62.88	62.82	62.71	84.17	62.85	0.00	60.32	64.65	63.53	35.00

Performance on Learning Outcomes (LOs)

Learning Outcomes	Description	Average Performance(%)
L304	Reads small texts with comprehension i.e., identifies main ideas, details, sequence and draws conclusions	65.35
L312	Reads printed scripts on the classroom walls: poems, posters, charts etc.	57.83

Range of Performance of Students who Answered Correctly							
Below 30%		30% - 50%		50% - 75%		Above 75%	
Number	%	Number	%	Number	%	Number	%
105	8.62	273	22.41	434	35.63	406	33.33

Lowest Performing Learning Outcomes (LOs)

1 - Reads printed scripts on the classroom walls: poems, posters, charts etc. (57.83)

2 - Reads small texts with comprehension i.e., identifies main ideas, details, sequence and draws conclusions (65.35)